

2024 annual report to the Community

# East Adelaide School

East Adelaide School number: 1036

Partnership: Adelaide - Prospect



School principal:

Michael Koutsoukos

A handwritten signature in blue ink.

Date of endorsement:

28/01/2025



Government  
of South Australia  
Department for Education

# Context Statement

East Adelaide School caters for students from R-6. At the time of this report, the enrolment in 2024 is 521. East Adelaide School is classified as Category 7 on the Department for Education Index of Educational Disadvantage. At the time of this report, the school population includes 1% Aboriginal students, 5% students with disabilities, 6% students with English as an additional language or dialect (EALD) funded background. Further information about the school is available on the school's website (including its context statement), as well as the My School website.

Data Source: Department for Education data holdings from Mid census captured in AUGUST 2024.

## Governing Council Report

### Governing Council Chairperson Report

At the end of 2024 and after 14 years we said goodbye to our Principal, Vicki Stravinski. "Miss Vicki" was a wonderful Principal, and we will miss her kindness, dedication and experience. We sincerely thank her for her long service to the school and wish her all the best for her next chapter.

In 2025 we look forward to welcoming our new Principal, Michael Koutsoukos. We are sure Michael will be embraced by the school community and will bring fresh energy and a new perspective from which the school will benefit.

The School Fair was our major fundraiser this year, raising an outstanding \$26 000 for the school. Thank you to the Parents & Friends' Committee, staff and the countless volunteers for their contributions to what was a fun and successful event for the whole school.

Money raised from the School Fair and other events during the year helped to fund construction of our new playground in the upper primary yard, which was built to a design chosen by the students. Now this major improvement is completed, the Assets & Landscaping Committee will turn their attention to other projects to improve the school environment.

Out of School Hours Care and Kids' Pantry continue to provide valuable services to our school community, and we are lucky to be able to maintain both operations to a very high standard, when many primary schools may only have one or neither. We thank the staff for their ongoing hard work and commitment and volunteers on both the OSHC Advisory Committee and Canteen Committee for their input.

The Finance Advisory Committee once again played a critical role in ensuring the school, OSHC and Kids' Pantry operated within budget and continue to be financially sustainable.

There has been an increase in participation in after school sports this year, which is great to see and a testament to the effort of the staff involved and the enthusiasm of the After School Sports Committee. A variety of sports and other co-curricular activities continue to be offered to suit the interests and skill levels of students at EAS.

As always, thank you to the EAS teachers and staff for your dedication, expertise and humour in 2025. While it was a massive logistical exercise, a real highlight this year was the Inquiry Showcase in September, where the students displayed their food security projects and demonstrated their learning in very innovative and interesting ways.

Thank you to my fellow members of the 2024 Governing Council and all the parents, family members and friends who have volunteered their time throughout the year for the benefit of our students. With families leaving the school each year as their children move onwards and upwards, we are always looking for new volunteers. It is a great way to feel a closer part of our East Adelaide School community.

Yari McCall

Chairperson

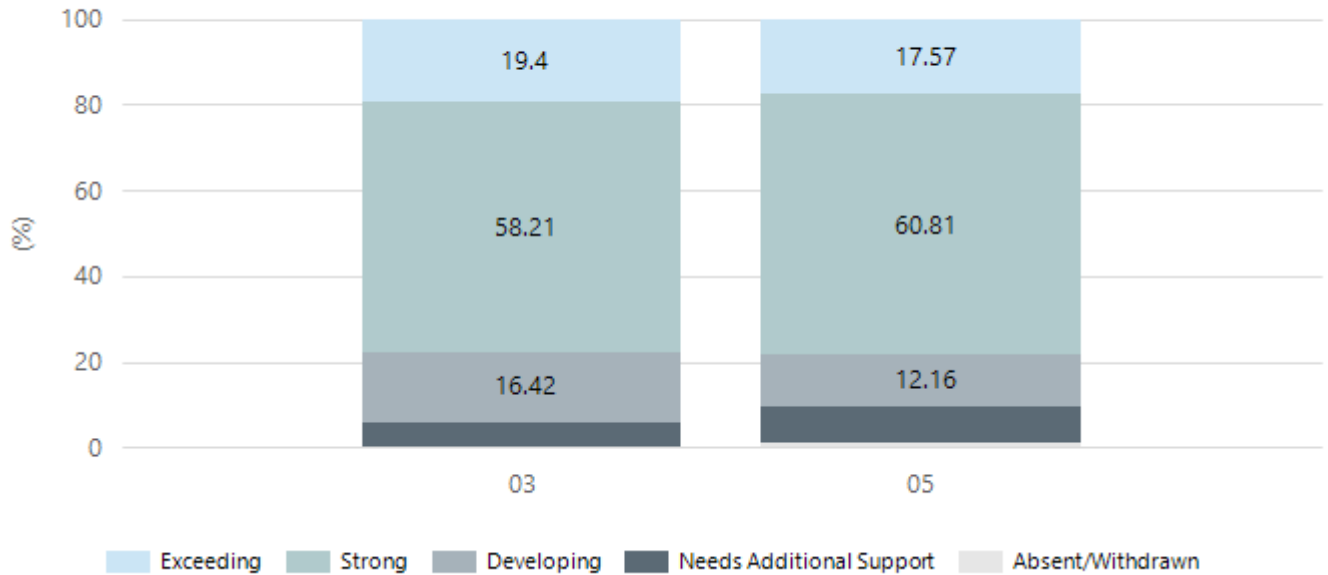
East Adelaide School Governing Council

# Performance Summary

## NAPLAN Proficiency

In 2023 the Australian Curriculum, Assessment and Reporting Authority (ACARA) - a Commonwealth Independent statutory authority - announced changes to NAPLAN performance reporting. The new approach replaces the previous numerical NAPLAN bands and the national minimum standard.

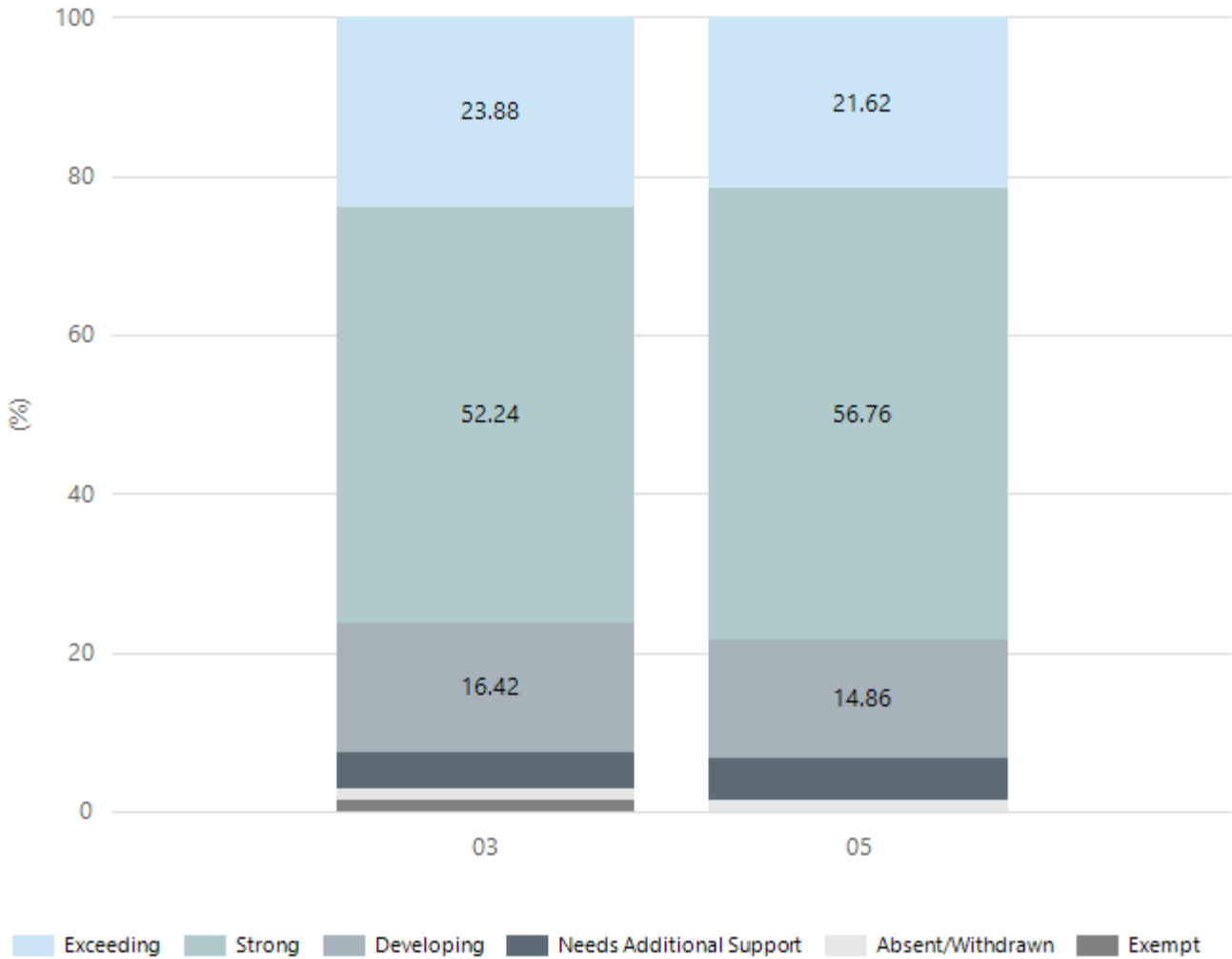
### Numeracy



Year Level	03	05
Exceeding	13	13
Strong	39	45
Developing	11	9
Needs Additional Support	4	6
Absent/Withdrawn		1
Total	67	74

Data Source: Department for Education Assessment Data Holdings, 2024. If there are less than 6 students who sat NAPLAN in a school, no information will be shown. If a year level has less than 6 students, that year level will not be shown in NAPLAN results.

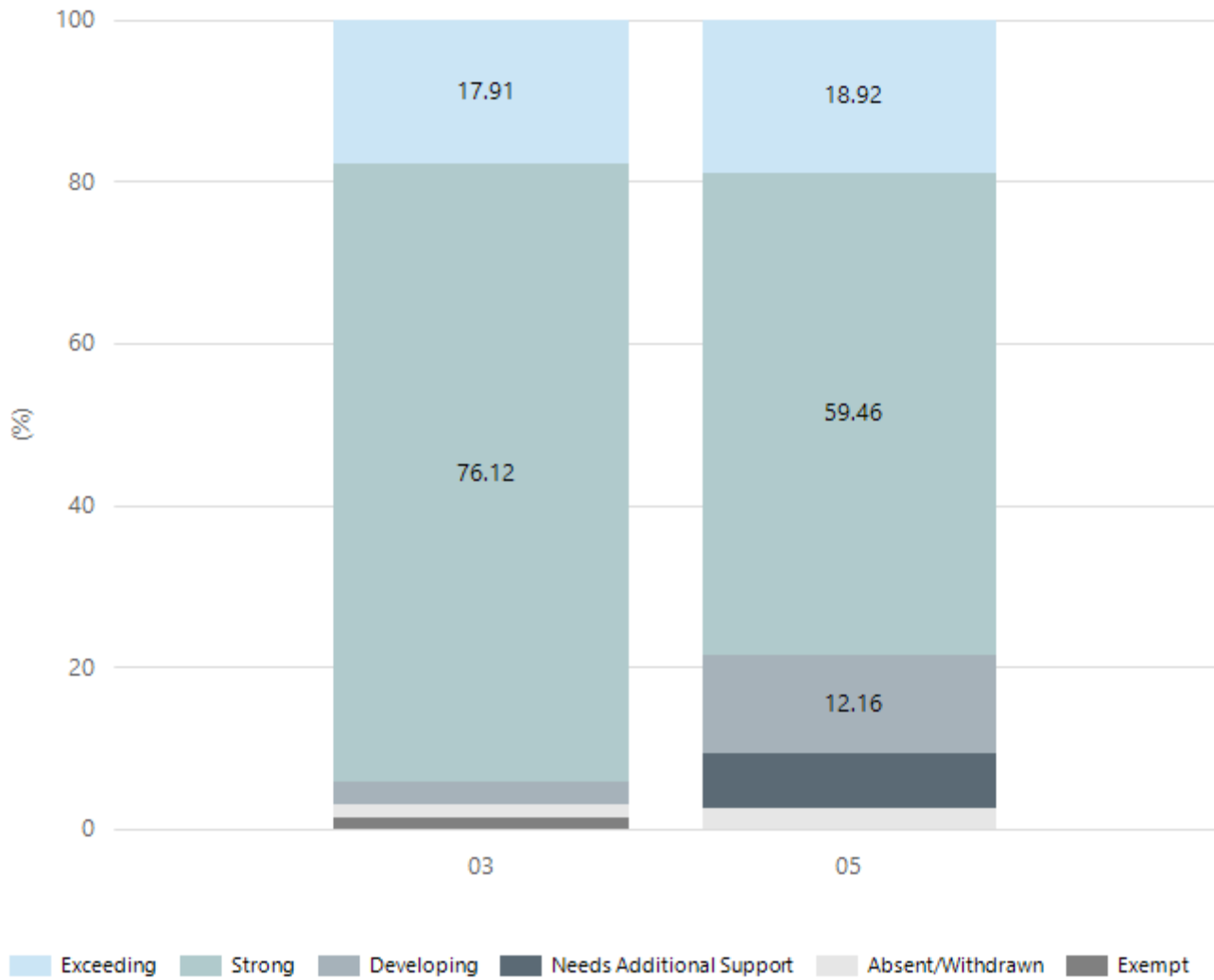
## Reading



Year Level	03	05
Exceeding	16	16
Strong	35	42
Developing	11	11
Needs Additional Support	3	4
Absent/Withdrawn	1	1
Exempt	1	
Total	67	74

Data Source: Department for Education Assessment Data Holdings, 2024. If there are less than 6 students who sat NAPLAN in a school, no information will be shown. If a year level has less than 6 students, that year level will not be shown in NAPLAN results.

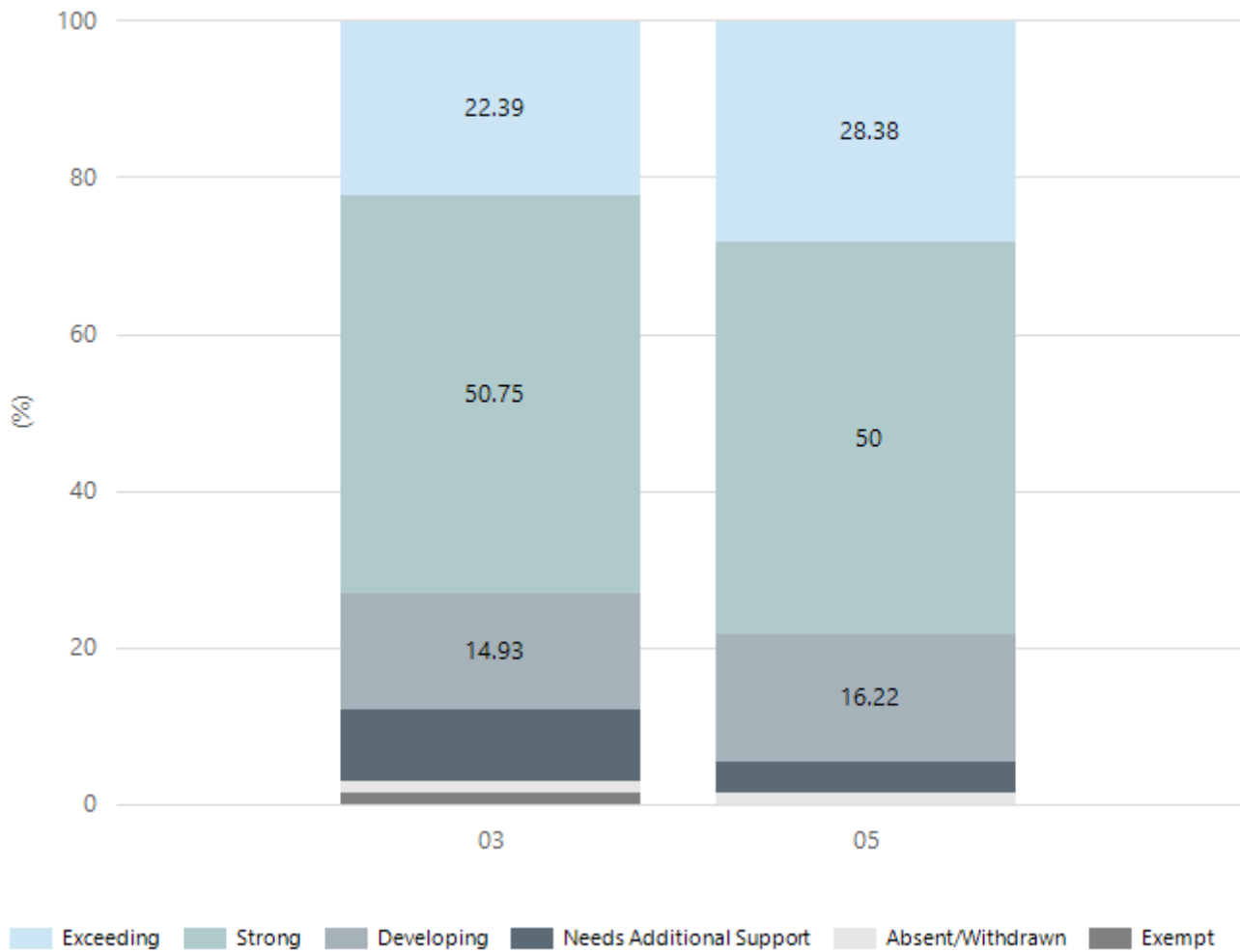
## Writing



Year Level	03	05
Exceeding	12	14
Strong	51	44
Developing	2	9
Needs Additional Support		5
Absent/Withdrawn	1	2
Exempt	1	
Total	67	74

Data Source: Department for Education Assessment Data Holdings, 2024. If there are less than 6 students who sat NAPLAN in a school, no information will be shown. If a year level has less than 6 students, that year level will not be shown in NAPLAN results.

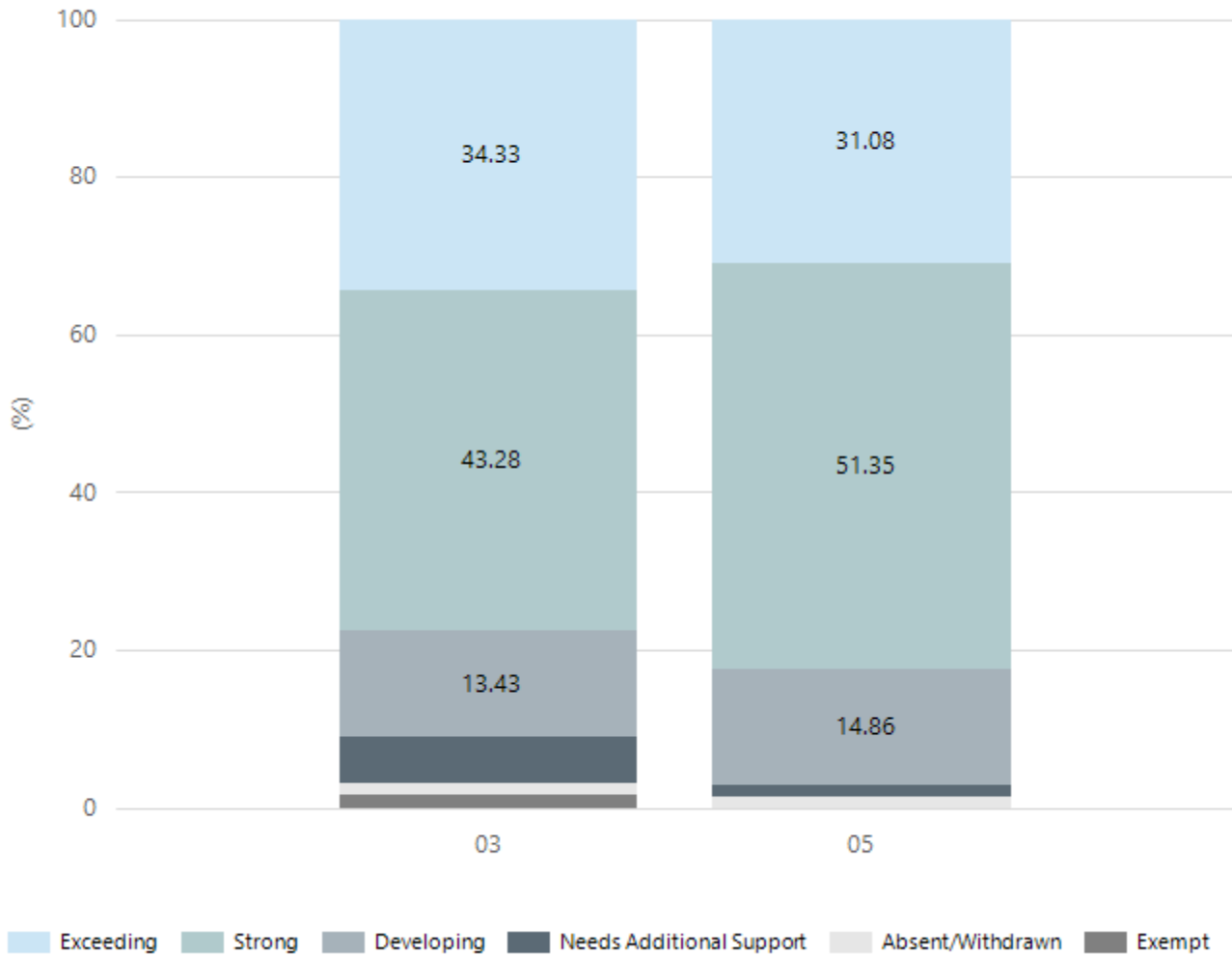
## Grammar



Year Level	03	05
Exceeding	15	21
Strong	34	37
Developing	10	12
Needs Additional Support	6	3
Absent/Withdrawn	1	1
Exempt	1	
Total	67	74

Data Source: Department for Education Assessment Data Holdings, 2024. If there are less than 6 students who sat NAPLAN in a school, no information will be shown. If a year level has less than 6 students, that year level will not be shown in NAPLAN results.

## Spelling



Year Level	03	05
Exceeding	23	23
Strong	29	38
Developing	9	11
Needs Additional Support	4	1
Absent/Withdrawn	1	1
Exempt	1	
Total	67	74

Data Source: Department for Education Assessment Data Holdings, 2024. If there are less than 6 students who sat NAPLAN in a school, no information will be shown. If a year level has less than 6 students, that year level will not be shown in NAPLAN results.

## School Attendance

Year Level	2022	2023	2024
Reception	91.1%	91.5%	94.5%
Year 01	89.9%	93.1%	92.9%
Year 02	90.2%	92.6%	94.9%
Year 03	91.0%	92.9%	93.5%
Year 04	90.3%	94.3%	94.1%
Year 05	91.2%	91.8%	94.1%
Year 06	89.2%	93.0%	92.4%
Total	90.4%	92.8%	93.8%

Data Source: Department for Education Attendance Data, Semester 1 Report 2024. A blank cell indicates there were no students enrolled. 'Primary Other' includes students enrolled in specialised education options. 'Secondary Other' includes students who have already spent a year at Year 12 and elected to undertake further study at Year 12.

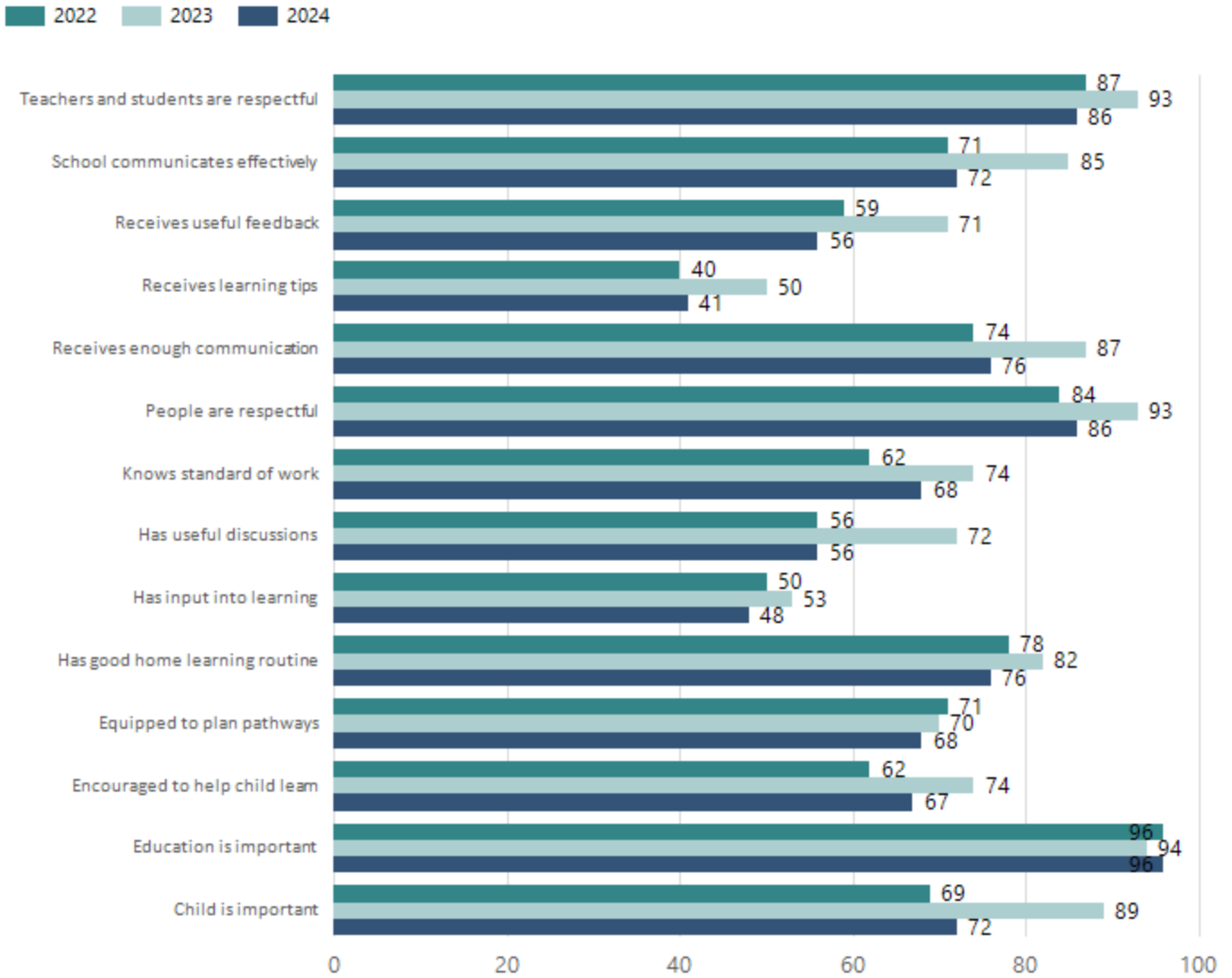
## Attendance Comment

In South Australia, all children and young people must be in school from 6 years to 16 years old. They must attend a government or non-government school full time. From age 16 to 17 however, young people must attend school or an approved learning program (such as an apprenticeship, traineeship, accredited course or university). Schools and parents must encourage and support students to come to school every day. Parents and caregivers must make sure their child is enrolled in a school, and attends school all day and everyday it is open, unless a child is sick or has an approved exemption. Teachers and leaders actively follow up when a student misses school, including recording all absences and non-attendance. All schools in South Australia have local attendance procedures governed under the Education and Children's Services Regulations 2020.



# School Parent Opinion Survey Results

Proportion of agree/strongly agree response(%)



Data Source: 2024 Department for Education Parent Opinions Survey, Term 3 2024.

## Intended Destination

Leave Reason	Number	%
NG - ATTENDING NON-GOV SCHOOL IN SA	5	45.0%
OV - LEFT SA FOR OVERSEAS	1	9.0%
TG - TRANSFERRED TO SA GOVERNMENT SCHOOL	2	18.0%
VI - LEFT SA FOR VIC	3	27.0%

Data Source: Department for Education Destination Data Report, 2024. Data extract term 3 2024. Data shows recorded destinations for students that left the school in the previous year. Data is uploaded by schools in term 3 and may not reflect final or total figures at time of report creation.

# Highest Qualifications held by the teaching workforce and workforce composition

All teachers at this school are qualified and registered with the SA Teachers Registration Board.

Qualification Level	Number of Qualifications
Bachelor's degrees or Diplomas	27
Postgraduate Qualifications	15

Data Source: Data extracted from Mandatory Workforce Information Collections as on the last pay date of June 2024. As self-reported by staff in the system.

Please note: Data includes staff who are Actively employed and on extended paid leave. Please note only the highest qualification of the Teaching staff is reported. Excludes any number of other certifications earned.

## Workforce composition including indigenous staff

	Teaching Staff		Non-Teaching Staff	
	Indigenous	Non-Indigenous	Indigenous	Non-Indigenous
Full-Time Equivalents	0.0	32.6	0.0	9.5
Persons	0.0	42.0	0.0	16.0

Data Source: Data extracted from Mandatory Workforce Information Collection as on the last pay date of June 2024.

Please note: Data includes staff who are actively employed and on extended paid leave. "Indigenous category" is self-reported by staff in the system.

## Financial Statement

Funding Source	Amount
Grants: State	\$921,315
Grants: Commonwealth	\$28,815
Parent Contributions	\$205,905
Fund Raising	\$48,043
Other (Building/Library Levy)	\$7,079

Data Source: School supplied data.