



2023 annual report to the Community

East Adelaide School

East Adelaide School number: 1036

Partnership: Adelaide - Prospect



School principal:

Vicki Stravinski

A handwritten signature in black ink that reads "Vicki Stravinski".



Government
of South Australia
Department for Education

Date of endorsement:

08/02/2024

East Adelaide School Governing Council Report – 2023

2023 felt like a busy year for the EAS community, with the return this year to a full school calendar after several years of disruptions.

The Governing Council and its subcommittees met regularly throughout the year and worked closely with the EAS Leadership Team to ensure a successful year.

In early February we held the inaugural summer picnic to mark the beginning of the school year. It was a lovely evening and a good opportunity for new families in particular to spend time with others in the school community in a relaxed setting. I hope this event will become an annual fixture on the school calendar.

Kids' Pantry served up many delicious meals and snacks throughout the year, with Lisa, Di and Nga flexing their creative muscles to keep things interesting (Dracula's blood jelly anyone?). With a significant increase in the cost of ingredients over the last 12 months, Kids' Pantry is to be commended for finishing the year with a small surplus, meaning the service is financially viable to continue. We are very lucky at EAS to have a full-service canteen when many primary schools no longer do. Thank you to canteen staff and members of the Canteen Committee for their efforts and input.

The OSHC continued to provide an invaluable service to many EAS families in an environment that is familiar, homely and enriching for the students. Nathan, Ryan and their team have focused this year on making improvements to policies and procedures to ensure the OSHC is compliant and running smoothly. The OSHC has also finished the year with a small surplus, meaning it too continues to be financially viable. Thank you to the OSHC staff and members of the OSHC Committee for their investment in the continual improvement of our OSHC service.

The Finance Advisory Committee continued to provide timely, sound and critical financial management of the school, Kids' Pantry and OSHC budgets. Their work throughout the year was of vital importance in ensuring the services are successful and financially sustainable, in what is an increasingly challenging economic environment.

The quiz night in June was the major school fundraiser for this year raising \$14,125. Competition was fierce but a good time was had by all. Other fundraising events put on by the Parents and Friends this year included the Mother's Day and Father's Day stalls, several raffles and the ever popular and successful colour run. Total funds raised in 2023 were \$30,200, which is a great effort by the P and F. We hope to hold the School Fair as our major fundraiser for 2024, which will require a substantial increase in volunteer time. Fundraising continues to be important to allow improvements to the learning resources and environment of the school that are not funded by the State Government.

The Assets and Landscaping Committee made excellent use of funds raised, completing several improvement projects around the school this year including landscaping and irrigation, the installation of the musical instruments and sand table play area under the cedar tree and the re-spray of the pavement games in the junior primary play area. We are working on our next major site improvement project being the upgrade of the primary playground in Yard B, with the Governing Council endorsing in late 2023 the preferred design chosen by the students via a survey. This will be a project that will continue throughout 2024.

Sports were back in full swing this year, with EAS teams competing well and having some great results. Thank you to the After School Sports Committee and coordinator Ange for their ongoing enthusiasm in wrangling coaches, uniforms and venues so that more students have the opportunity to be involved in the wonderful world of sport.

Thank you to the scores of volunteers who have helped in so many ways this year, including cooking and serving in the canteen, coaching or umpiring matches, attending excursions, designing logos and marketing materials, sorting raffle prizes and blowing bubbles. It all makes a positive difference.

Thank you to the EAS teachers and staff for your dedication and hard work in 2023. Improvements in literacy and numeracy in particular show the results of consistent, thorough and thoughtful teaching. EAS continues to be in such good hands with Principal Vicki Stravinski and her Leadership Team steering the ship.

Thank you to my fellow members of the 2023 Governing Council and in particular the other office holders; Vice Chairperson Brendan Grigg, Treasurer Rob Prime and Secretary Emily van der Sommen. In addition to all the above activities and events, we can count the completion of the school rebranding exercise and the establishment of the Gilberton Amateur Swimming Club East Adelaide School Swimming Fund as among our major achievements this year. Both projects were the work of many people over multiple years and will benefit the school community for a long time to come.

We are lucky to be a part of such a vibrant, friendly and engaged school community. I urge you to be involved in 2024 in whatever capacity your skills and time allow.

Yari McCall
Chairperson
East Adelaide School Governing Council 2023

Context Statement

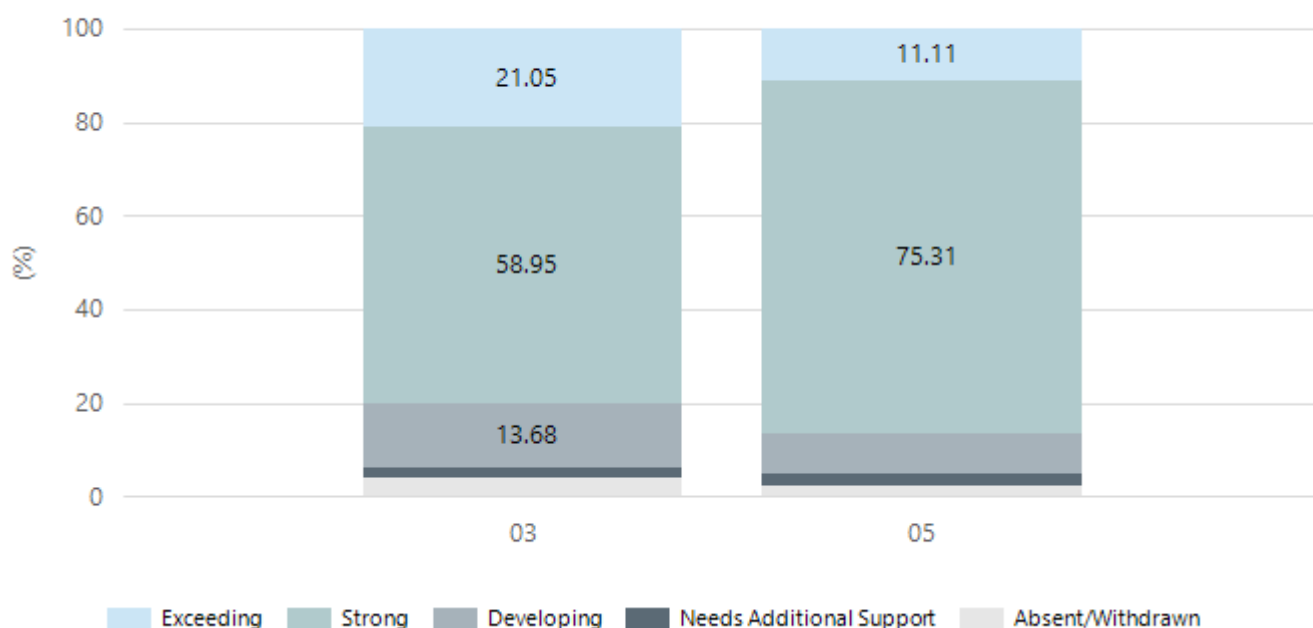
East Adelaide School caters for students from R-6. At the time of this report, the enrolment in 2023 is 557. East Adelaide School is classified as Category 7 on the Department for Education Index of Educational Disadvantage. At the time of this report, the school population includes 1% Aboriginal students, 3% students with disabilities, 14% students with English as an additional language or dialect (EALD) funded background. Further information about the school is available on the school's website (including its context statement), as well as the My School website.

Performance Summary

NAPLAN Proficiency

In 2023, the Australian Curriculum, Assessment and Reporting Authority (ACARA) - a Commonwealth Independent statutory authority - announced changes to NAPLAN performance reporting. This new way of reporting by ACARA that NAPLAN results from 2023 will not be comparable to previous years. The new approach replaces the previous numerical NAPLAN bands and the national minimum standard.

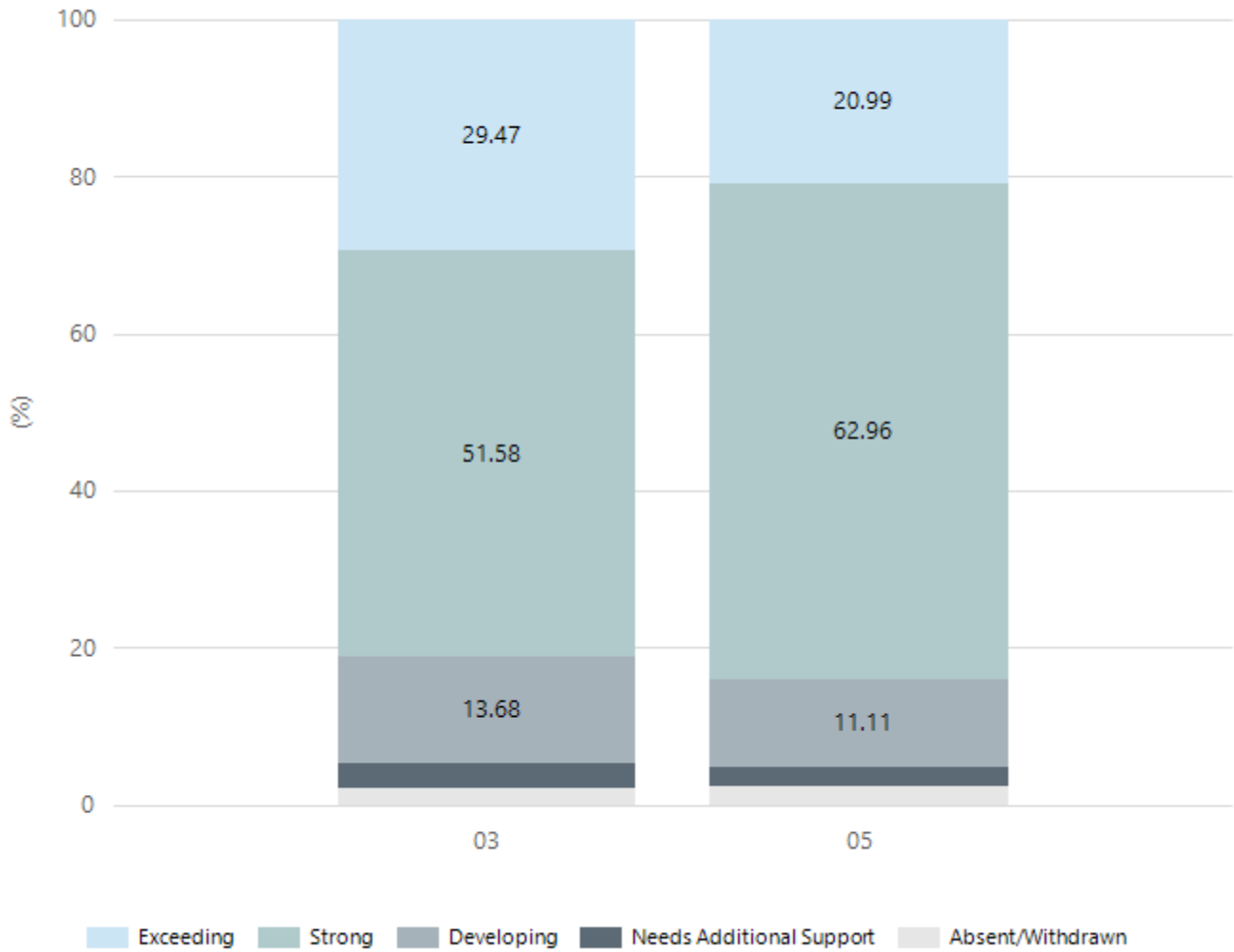
Numeracy



Year Level	03	05
Exceeding	20	9
Strong	56	61
Developing	13	7
Needs Additional Support	2	2
Absent/Withdrawn	4	2
Total	95	81

Data Source: Department for Education Assessment Data Holdings, 2023. When there are less than six students in a cohort, no data is supplied.

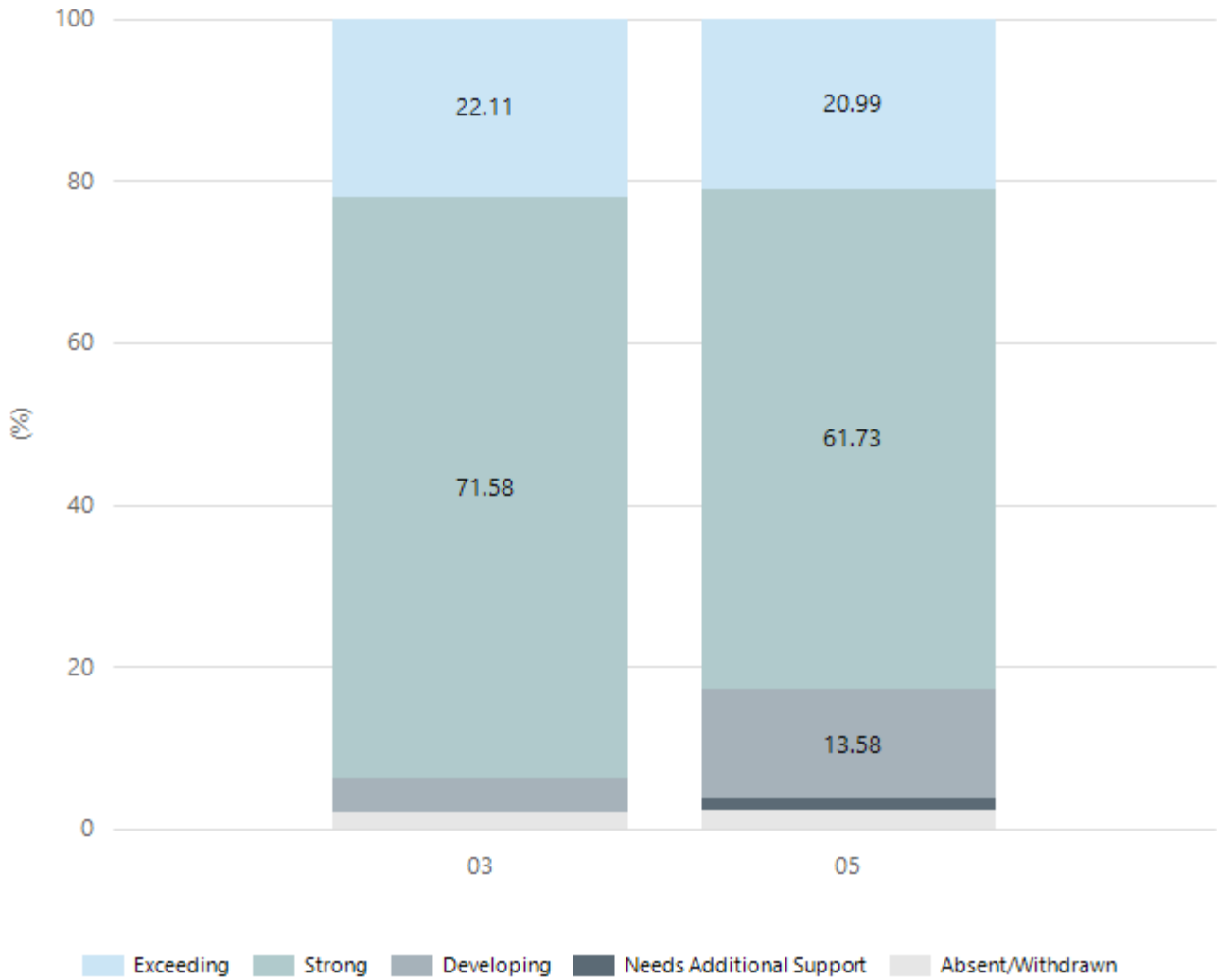
Reading



Year Level	03	05
Exceeding	28	17
Strong	49	51
Developing	13	9
Needs Additional Support	3	2
Absent/Withdrawn	2	2
Total	95	81

Data Source: Department for Education Assessment Data Holdings, 2023. When there are less than six students in a cohort, no data is supplied.

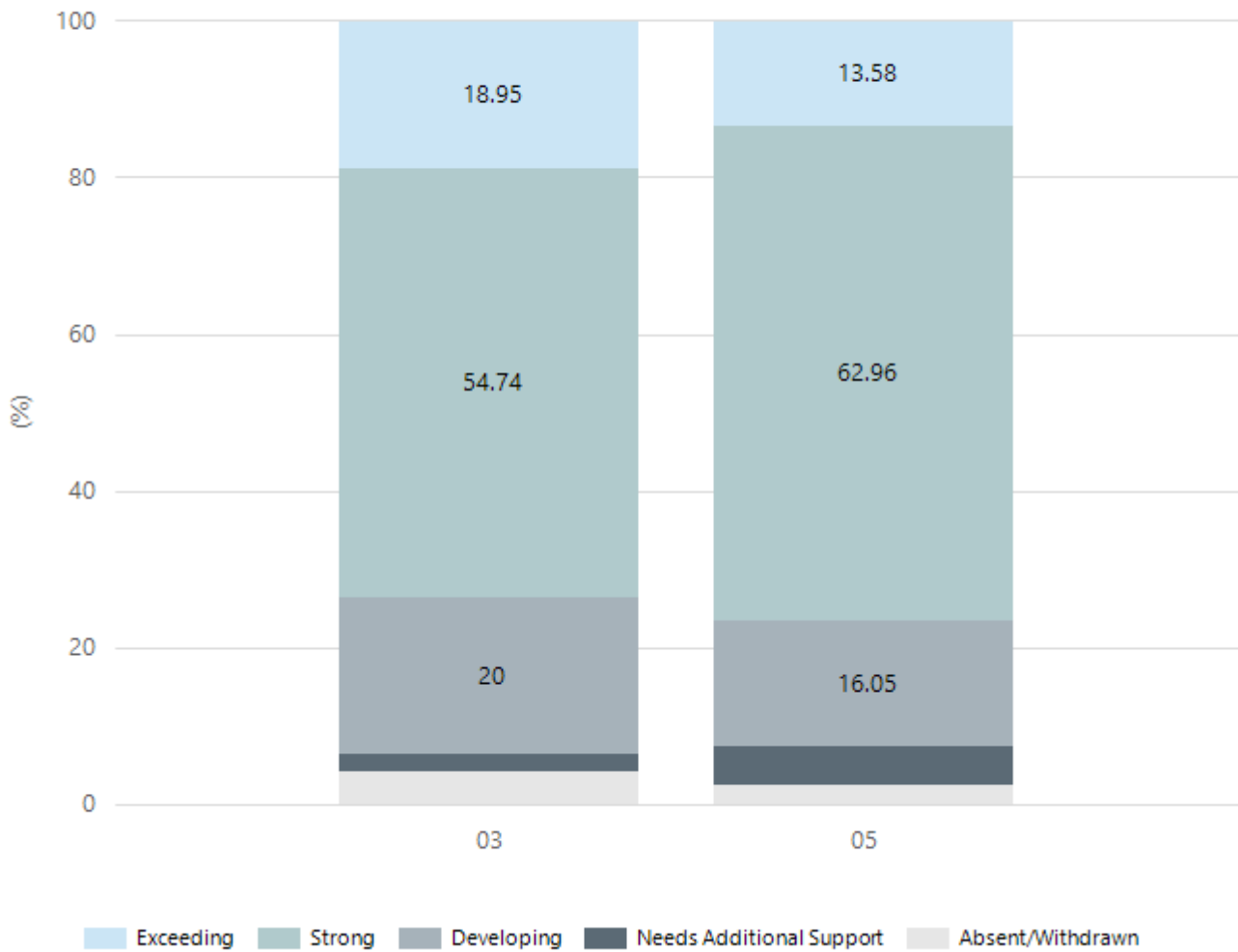
Writing



Year Level	03	05
Exceeding	21	17
Strong	68	50
Developing	4	11
Needs Additional Support		1
Absent/Withdrawn	2	2
Total	95	81

Data Source: Department for Education Assessment Data Holdings, 2023. When there are less than six students in a cohort, no data is supplied.

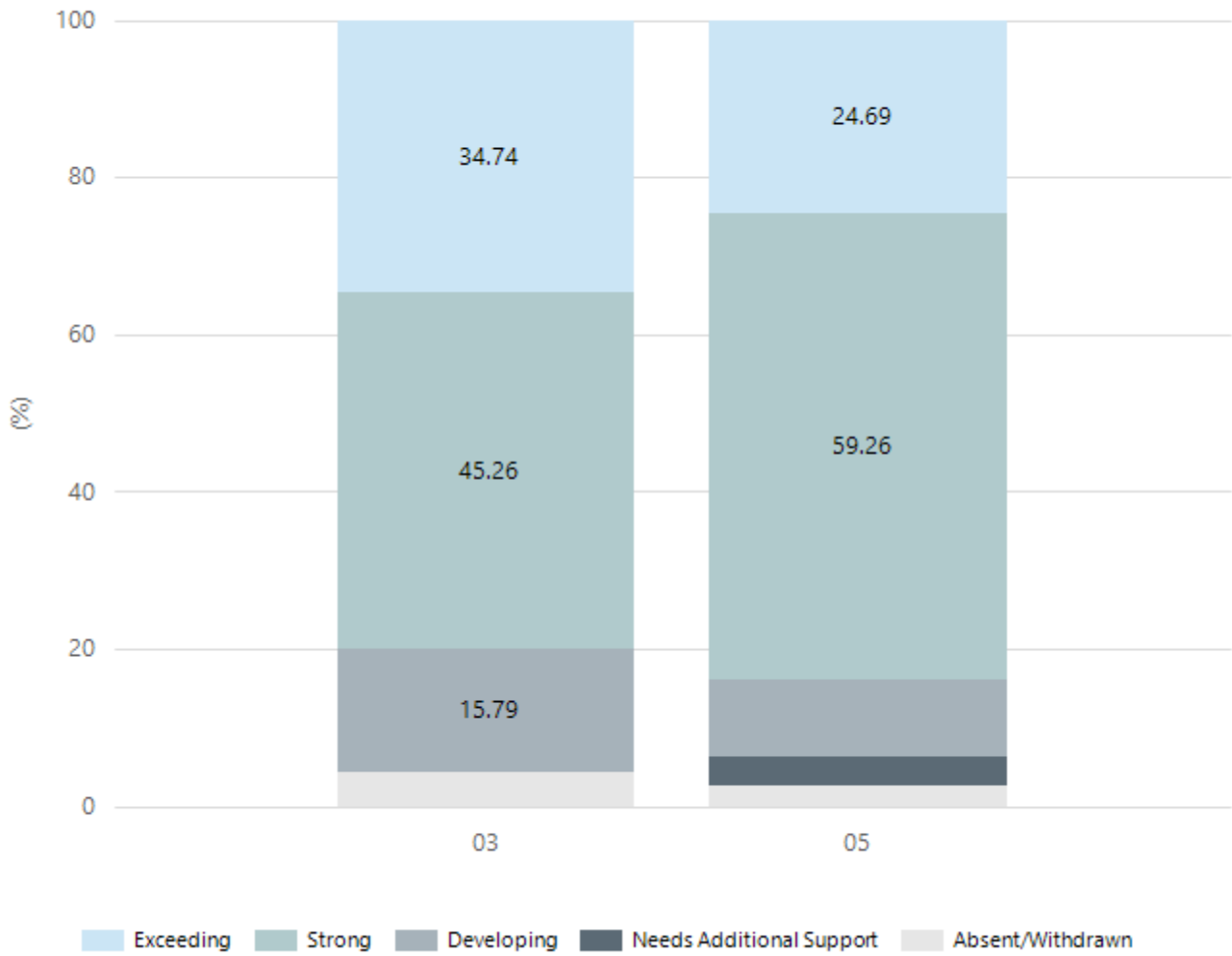
Grammar



Year Level	03	05
Exceeding	18	11
Strong	52	51
Developing	19	13
Needs Additional Support	2	4
Absent/Withdrawn	4	2
Total	95	81

Data Source: Department for Education Assessment Data Holdings, 2023. When there are less than six students in a cohort, no data is supplied.

Spelling



Year Level	03	05
Exceeding	33	20
Strong	43	48
Developing	15	8
Needs Additional Support		3
Absent/Withdrawn	4	2
Total	95	81

Data Source: Department for Education Assessment Data Holdings, 2023. When there are less than six students in a cohort, no data is supplied.

School Attendance

Year Level	2021	2022	2023
Reception	94.2%	91.1%	91.5%
Year 01	95.7%	89.9%	93.1%
Year 02	94.5%	90.2%	92.6%
Year 03	96.5%	91.0%	92.9%
Year 04	95.6%	90.3%	94.3%
Year 05	95.6%	91.2%	91.8%
Year 06	94.0%	89.2%	93.0%
Year 07	91.7%		
Total	94.7%	90.4%	92.8%

Data Source: Department for Education Attendance Data, Semester 1 Report 2023. A blank cell indicates there were no students enrolled. 'Primary Other' includes students enrolled in specialised education options. 'Secondary Other' includes students who have already spent a year at Year 12 and elected to undertake further study at Year 12.

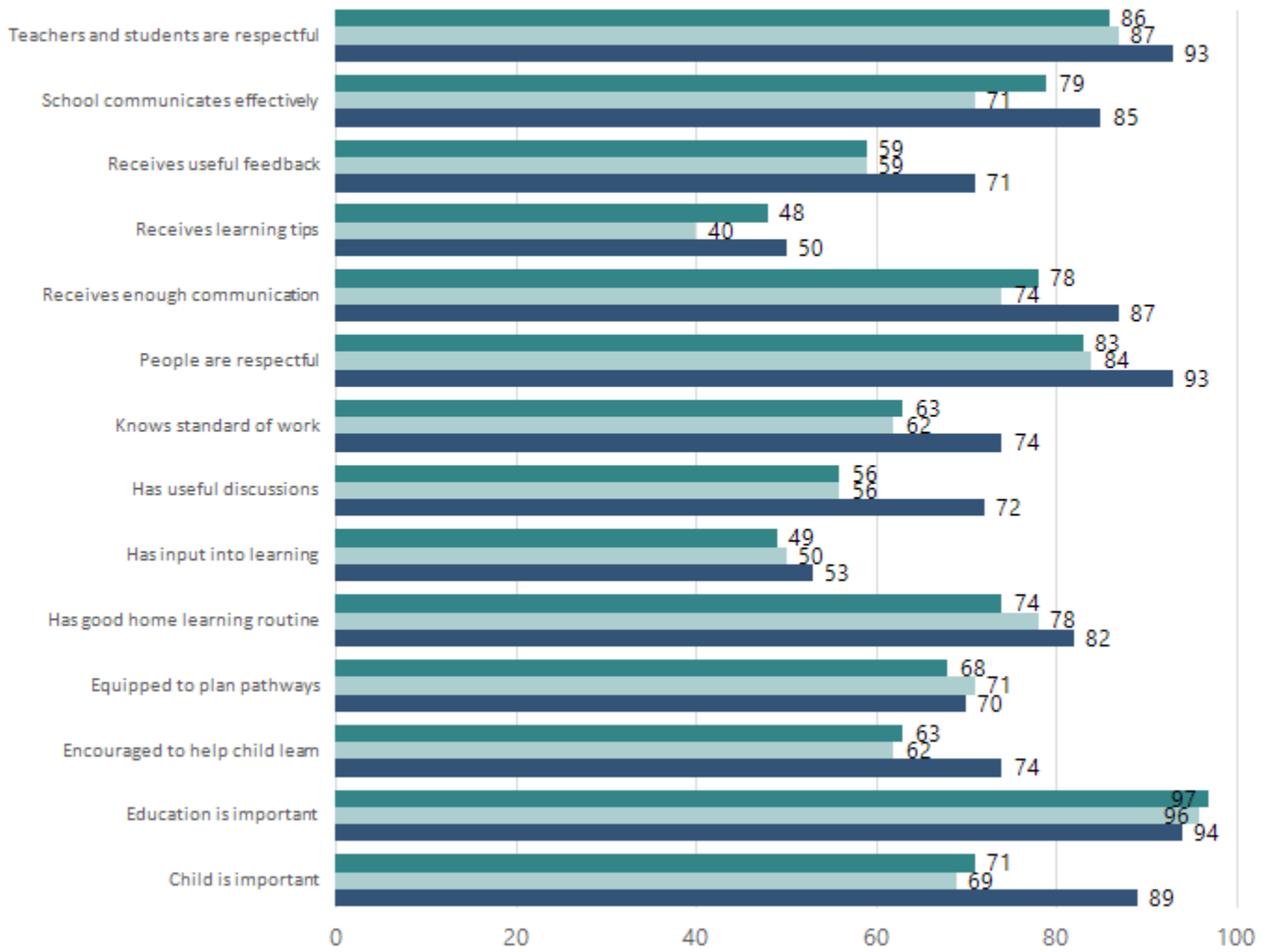
Attendance Comment

In South Australia, all children and young people must be in school from 6 years to 16 years old. They must attend a government or non-government school full time. From age 16 to 17 however, young people must attend school or an approved learning program (such as an apprenticeship, traineeship, accredited course or university). Schools and parents must encourage and support students to come to school every day. Parents and caregivers must make sure their child is enrolled in a school, and attends school all day and everyday it is open, unless a child is sick or has an approved exemption. Teachers and leaders actively follow up when a student misses school, including recording all absences and non-attendance. All schools in South Australia have local attendance procedures governed under the Education and Children's Services Regulations 2020.

Parent Opinion Survey Results

Proportion of agree/strongly agree response(%)

2021 2022 2023



Data Source: 2023 Department for Education Parent Opinions Survey, Term 3 2023.

Intended Destination

Leave Reason	Number	%
NG - ATTENDING NON-GOV SCHOOL IN SA	8	33.0%
OV - LEFT SA FOR OVERSEAS	4	17.0%
QL - LEFT SA FOR QLD	2	8.0%
TG - TRANSFERRED TO SA GOVERNMENT SCHOOL	6	25.0%
VI - LEFT SA FOR VIC	4	17.0%

Data Source: Department for Education Destination Data Report, 2023. Data extract term 3 2023. Data shows recorded destinations for students that left the school in the previous year. Data is uploaded by schools in term 3 and may not reflect final or total figures at time of report creation.

Highest Qualifications held by the teaching workforce and workforce composition

All teachers at this school are qualified and registered with the SA Teachers Registration Board.

Qualification Level	Number of Qualifications
Bachelor's degrees or Diplomas	29
Postgraduate Qualifications	13

Data Source: Data extracted from Mandatory Workforce Information Collections as on the last pay date of June 2023. As self-reported by staff in the system.

Please note: Data includes staff who are Actively employed and on extended paid leave. Please note only the highest qualification of the Teaching staff is reported. Excludes any number of other certifications earned.

Workforce composition including indigenous staff

	Teaching Staff		Non-Teaching Staff	
	Indigenous	Non-Indigenous	Indigenous	Non-Indigenous
Full-Time Equivalent	0.0	32.4	0.0	9.0
Persons	0.0	42.0	0.0	15.0

Data Source: Data extracted from Mandatory Workforce Information Collection as on the last pay date of June 2023.

Please note: Data includes staff who are actively employed and on extended paid leave. "Indigenous category" is self-reported by staff in the system.

Financial Statement

Funding Source	Amount
Grants: State	
Grants: Commonwealth	
Parent Contributions	
Fund Raising	
Other	

Data Source: School supplied data.